

Name of the Company: Sintercom India Limited		Introductory sub-table (I)(a) -		PRE ISSUE															
Scrip Code, Name of the scrip, class of security : EQUITY																			
As on : 12.02.2018																			

Category	Category of shareholder	Nos. of shareholders	No. of fully paid up equity shares held	No. of Partly paid-up equity shares held	No. of shares underlying Depository Receipts	Total nos. shares held (VII)=(IV)+(V)+(VI)	Shareholding as a % of total shares (calculate as per SCRR, 1957) As a % of (A+B+C2)	Number of Voting Rights held in each class of securities			Total as a % of (A+B+C)	No. of Shares Underlying Outstanding convertible securities (including Warrants)	Shareholding, as a % assuming full conversion of convertible securities (as a percentage of diluted share capital) As a % of (A+B+C2)	Number of Locked in shares		Number of Shares pledged or otherwise encumbered		Number of dematerialized equity shares held in	
								Class: Nil	Total	Total				(a)	(b)	(a)	(b)		
(I)	(II)	(III)	(IV)	(V)	(VI)	(VII)	(VIII)	(IX)			(X)	(XI)=(VII)+(X)	(XII)	(a)	(b)	(XIII)	(XIV)		
(A)	Promoter & Promoter Group	9	15720822	0	0	15720822	74.20	15720822	0	15720822	74.20	0	0	0.00	0	0.00	0	0.00	15720822
(B)	Public	39	5466000	0	0	5466000	25.80	5466000	0	5466000	25.80	0	0	0.00	0	0.00	NA	5466000	
(C)	Non Promoter- Non Public							0	0	0	0.00						NA		
(C1)	Shares underlying DRs	0	0	0	0	0	NA	0	0	0	0.00	0	0	0.00	0	0.00	NA		
(C2)	Shares held by Employee Trusts	0	0	0	0	0	0.00	0	0	0	0.00	0	0	0.00	0	0.00	NA		
	Total	48	21186822	0	0	21186822	100.00	21186822	0	21186822	100.00	0	0	0.00	0	0.00	0	0.00	21186822

For Sintercom India Ltd.

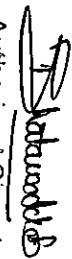


Authorised Signatory

Table II - Statement showing shareholding pattern of the Promoter and Promoter Group

Category & Name of the Shareholders	PAN	No. of shareholder	No. of fully paid up equity shares held	Partly paid-up equity shares held	Nos. of shares underlying Depository Receipts	Total nos. shares held (VII)=(IV)+(V)+(VI)	Shareholding % as per SCRR, 1957 As a % of (A+B+C2)	Number of Voting Rights held in each class of securities			Total as a % of Total Voting rights	No. of Shares Underlying Outstanding convertible securities (including Warrants)	Shareholding, as a % assuming full conversion of securities (as a percentage of diluted share capital) as a % of A+B+C2	Number of Locked in shares		Number of Shares pledged or otherwise encumbered	Number of Shares held in dematerialized form
								Class: Equity Shares	Class: NIL	Total				(a)	As a % of total Shares held (b)		
(1) Indian								(IX)									
Individuals/Hindu undivided Family																	
JIGNESH RAVAL	AAQPR5876D	7	1179037	0	0	1179037	5.56	1179037	0	1179037	5.56	0	0.00	0	0.00	0	1179037
JAGNESH J TRIVEDI	ACDPT6896Q		1115035	0	0	1115035	5.26	1115035	0	1115035	5.26	0	0.00	0	0.00	0	1115035
JYOTI Y TRIVEDI	ACUPT72840B		18000	0	0	18000	0.08	18000	0	18000	0.08	0	0.00	0	0.00	0	18000
KAILASH ABHAY NEVAGI	ABMIPN5602Q		18000	0	0	18000	0.08	18000	0	18000	0.08	0	0.00	0	0.00	0	18000
NITAL JIGNESH RAVAL	AEMPRN5361R		14000	0	0	14000	0.07	14000	0	14000	0.07	0	0.00	0	0.00	0	14000
GHANSHYAM VASANTRAI RAVAL	AAVPR1464P		10001	0	0	10001	0.05	10001	0	10001	0.05	0	0.00	0	0.00	0	10001
DHAIVAT JIGNESH RAVAL	CKSPR2400K		4000	0	0	4000	0.02	4000	0	4000	0.02	0	0.00	0	0.00	0	4000
Central Government/ State Government(s)			1	0	0	1	0.00	1	0	1	0.00	0	0.00	0	0.00	0	1
Financial Institutions/ Banks			0	0	0	0	0.00	0	0	0	0.00	0	0.00	0	0.00	0	0
Any Other (specify)			0	0	0	0	0.00	0	0	0	0.00	0	0.00	0	0.00	0	0
			0	0	0	0	0.00	0	0	0	0.00	0	0.00	0	0.00	0	0
Sub-Total (A)(1)		7	1179037	0	0	1179037	5.56	1179037	0	1179037	5.56	0	0.00	0	0.00	0	1179037

For Sintercom India Ltd.


Authorised Signatory

(2) Foreign														
Individuals (Non-Resident Individuals/ Foreign Individuals)														
(a)	Government		0	0	0	0	0	0	0	0	0	0	0	0
(b)	Institutions		0	0	0	0	0	0	0	0	0	0	0	0
(c)	Foreign Portfolio Investor		0	0	0	0	0	0	0	0	0	0	0	0
(d)	Any Other (specify)		2	14541785	0	0	14541785	68.64	14541785	0	14541785	68.64	0	0.00
1	Bodies Corporates		2	14541785	0	0	14541785	68.64	14541785	0	14541785	68.64	0	0.00
	BRN INDUSTRIES LIMITED			9552700	0	0	9552700	45.09	9552700	0	9552700	45.09	0	0.00
	MIBA SINTER HOLDING GMBH			4989085	0	0	4989085	23.55	4989085	0	4989085	23.55	0	0.00
	AND CO KG			AAICM9837G										
	Sub-Total (A)(2)		2	14541785	0	0	14541785	68.64	14541785	0	14541785	68.64	0	0.00
	Total Shareholding of Promoter and Promoter Group (A)= (A)(1)+(A)(2)		9	15720822	0	0	15720822	74.20	15720822	0	15720822	74.20	0	0.00

For Sintercom India Ltd.



 Authorised Signatory

Table III - Statement showing shareholding pattern of the Public shareholder

Category & Name of the Shareholders	PAN	No. of shareholder	No. of fully paid up equity shares held	Partly paid-up equity shares held	Nos. of shares underlying Depository Receipts	Total nos. shares held (VII)=(IV)+(V)+(VI)	Shareholding % as per SCRR, 1957 As a % of (A+B+C2)	Number of Voting Rights held in each class of securities			Total as a % of Total Voting rights	No. of Shares Underlying Outstanding convertible securities (including Warrants)	Shareholding % as a percentage of diluted share capital (X)=(VII)+(X)	Number of Locked in shares (a)	As a % of total Shares held (b)	Number of Shares pledged or otherwise encumbered (a)	As a % of total Shares held (b)	Number of equity shares held in dematerialized form
								Class: Equity Shares	Class: NIL	Total								
(1) Institutions								(ix)										
(a) Mutual Funds/		0	0	0	0	0	0.00	0	0	0	0.00	0	0	0.00	NA		0	
(b) Venture Capital Funds		0	0	0	0	0	0.00	0	0	0	0.00	0	0	0.00	NA		0	
(c) Alternate Investment Funds		0	0	0	0	0	0.00	0	0	0	0.00	0	0	0.00	NA		0	
(d) Foreign Venture Capital Investors		0	0	0	0	0	0.00	0	0	0	0.00	0	0	0.00	NA		0	
(e) Foreign Portfolio Investors		0	0	0	0	0	0.00	0	0	0	0.00	0	0	0.00	NA		0	
(f) Financial Institutions/ Banks		0	0	0	0	0	0.00	0	0	0	0.00	0	0	0.00	NA		0	
(g) Insurance Companies		0	0	0	0	0	0.00	0	0	0	0.00	0	0	0.00	NA		0	
(h) Provident Funds/ Pension Funds		0	0	0	0	0	0.00	0	0	0	0.00	0	0	0.00	NA		0	
(i) Any Other (Specify)		0	0	0	0	0	0.00	0	0	0	0.00	0	0	0.00	NA		0	
Sub-Total (g)(1)		0	0	0	0	0	0.00	0	0	0	0.00	0	0	0.00	NA		0	
(2) Central Government/ State Government(s)/ President of India		0	0	0	0	0	0.00	0	0	0	0.00	0	0	0.00	NA		0	
Sub-Total (g)(2)		0	0	0	0	0	0.00	0	0	0	0.00	0	0	0.00	NA		0	

For Sintercom India Ltd.




Authorised Signatory

Table IV - Statement showing shareholding pattern of the Non Promoter - Non Public shareholder

Category & Name of the Shareholders	PAN	No. of shareholder	No. of fully paid up equity shares held	Partly paid-up equity shares held	Nos. of shares underlying Depository Receipts	Total nos. shares held (VII)=(IV)+(V)+(VI)	Shareholding % calculated as per SCRR, 1957 As a % of (A+B+C2)	Number of Voting Rights held in each class of securities			Total as a % of Total Voting rights	No. of Shares Underlying Outstanding convertible securities (including Warrants)	Shareholding % , as a % assuming full conversion of convertible securities (as a percentage of diluted share capital) as a % of A+B+C2	Number of Locked in shares		Number of Shares pledged or otherwise encumbered		Number of equity shares held in dematerialized form
								Class: Equity Shares	Class: NIL	Total				No. (a) of total Shares held (b)	No. (a) of total Shares held (b)	No. (a) of total Shares held (b)		
(1)	(II)	(III)	(IV)	(V)	(VI)	(VII)	(VIII)	(IX)			(X)	(XI)=(VII)+(X)	(XII)	(XIII)	(XIV)			
(a) Custodian/DR Holder Name of DR Holder (if available)			0	0	0	0	0.00	0	0	0	0	0.00	0	0	0	0	0	0
(2) Employee Benefit Trust (under SEBI (Share based Employee Benefit) Regulations, 2014)			0	0	0	0	0.00	0	0	0	0	0.00	0	0	0	0	0	0
(a)																		
Total Non-Promoter - Non Public Shareholding (C)= C(1)+C(2)		0	0	0	0	0	0.00	0	0	0	0	0.00	0	0	0	0	0	0

For Sintercom India Ltd.



Authorised Signatory

Category & Name of the Shareholders	PAN	No. of shareholder	No. of fully paid up equity shares held	Partly paid-up equity shares held	Nos. of shares underlying Depository Receipts	Total nos. shares held (VII)=(IV)+(V)+(VI)	Shareholding % as per SCRR, 1957 As a % of (A+B+C2)	Number of Voting Rights held in each class of securities			Total as a % of Total Voting rights	No. of Outstanding convertible securities (including Warrants)	Shareholding, as a % assuming full conversion of convertible securities (as a percentage of diluted share capital) as a % of A+B+C2	Number of Locked in shares		Number of Shares pledged or otherwise encumbered		Number of dematerialized equity shares held in form
								Class: Equity Shares	Class: Nil	Total				(a)	As a % of total Shares held (b)	(a)	As a % of total Shares held (b)	
(1)	(ii)	(iii)	(iv)	(v)	(vi)	(vii)=(iv)+(v)+(vi)	(viii)	(ix)			(x)	(xi)=(vii)*(x)	(xii)	(a)	(b)	(a)	(b)	(xiv)
Indian																		
Individuals/Hindu undivided Family		0	0	0	0	0	0.00	0	0	0	0.00	0	0.00	0	0.00	0	0.00	0
Central Government/ State Government(s)		0	0	0	0	0	0.00	0	0	0	0.00	0	0.00	0	0.00	0	0.00	0
Financial Institutions/ Banks		0	0	0	0	0	0.00	0	0	0	0.00	0	0.00	0	0.00	0	0.00	0
Any Other (specify)		0	0	0	0	0	0.00	0	0	0	0.00	0	0.00	0	0.00	0	0.00	0
Sub-Total (A)(1)		0	0	0	0	0	0.00	0	0	0	0.00	0	0.00	0	0.00	0	0.00	0

For Sintercom India Ltd.



Authorised Signatory

Table III - Statement showing shareholding pattern of the Public shareholder

Category & Name of the Shareholders	PAN	No. of shareholder	No. of fully paid up equity shares held	Partly paid-up equity shares held	Nos. of shares underlying Depository Receipts	Total nos. shares held (VII)=(IV)+(V)+(VI)	Shareholding % as per SCRR, 1957 as calculated as per (A+B+C2)	Number of Voting Rights held in each class of securities			Total as a % of Total Voting rights	No. of Shares Underlying Outstanding convertible securities (including Warrants)	Shareholding % as a percentage of diluted share capital) as a % of A+B+C2	Number of Locked in shares		Number of Shares pledged or otherwise encumbered	Number of equity shares held in dematerialized form
								Class: Equity Shares	Class: NIL	Total				No. (a)	As a % of total Shares held (b)		
(1) Institutions																	
(a) Mutual Funds/			0	0	0	0	0.00	0	0	0	0	0.00	0	0	0	0.00	0
(b) Venture Capital Funds			0	0	0	0	0.00	0	0	0	0	0.00	0	0	0	0.00	0
(c) Alternate Investment Funds			3	528000	0	528000	8.07	0	528000	8.07	0	8.07	0	0.00	0	0.00	528000
IA DIVERSIFIED FUND	AABT15041G		298000	0	0	298000	4.55	0	298000	4.55	0	4.55	0	0.00	0	0.00	298000
EW CLOVER SCHEME	AAATE6324K		214000	0	0	214000	3.27	0	214000	3.27	0	3.27	0	0.00	0	0.00	214000
(d) Foreign Venture Capital Investors			0	0	0	0	0.00	0	0	0.00	0	0.00	0	0.00	0	0.00	0
(e) Foreign Portfolio Investors			5	1138000	0	1138000	17.38	0	1138000	17.38	0	17.38	0	0.00	0	0.00	1138000
INDIA MAX INVESTMENT FUND LIMITED	AABC15500R		920000	0	0	920000	14.05	0	920000	14.05	0	14.05	0	0.00	0	0.00	920000
ELARA INDIA OPPORTUNITIES FUND LIMITED	AAAC66307N		166000	0	0	166000	2.54	0	166000	2.54	0	2.54	0	0.00	0	0.00	166000
(f) Financial Institutions/ Banks			0	0	0	0	0.00	0	0	0.00	0	0.00	0	0.00	0	0.00	0
(g) Insurance Companies			0	0	0	0	0.00	0	0	0.00	0	0.00	0	0.00	0	0.00	0
(h) Provident Funds/ Pension Funds			0	0	0	0	0.00	0	0	0.00	0	0.00	0	0.00	0	0.00	0
(i) Any Other (Specify)			1	974000	0	974000	14.88	0	974000	14.88	0	14.88	0	0.00	0	0.00	974000
Foreign Institutional Investors			1	974000	0	974000	14.88	0	974000	14.88	0	14.88	0	0.00	0	0.00	974000
1 RESONANCE OPPORTUNITIES FUND	AAFCRA798A		974000	0	0	974000	14.88	0	974000	14.88	0	14.88	0	0.00	0	0.00	974000
Sub-Total (B)(1)			9	2640000	0	2640000	40.33	0	2640000	40.33	0	40.33	0	0.00	0	0.00	2640000
(2) Central Government/ State Government(s)/ President of India			0	0	0	0	0.00	0	0	0.00	0	0.00	0	0.00	0	0.00	0
Sub-Total (B)(2)			0	0	0	0	0.00	0	0	0.00	0	0.00	0	0.00	0	0.00	0

For Sintercom India Ltd.



Authorised Signatory

Table IV - Statement showing shareholding pattern of the Non Promoter- Non Public shareholder

Category & Name of the Shareholders	PAN	No. of shareholder	No. of fully paid up equity shares held	Party paid-up equity shares held	Nos. of shares underlying Depository Receipts	Total nos. shares held (VII)=(IV)+(V)+(VI)	Shareholding % as per SCRR, 1957 As a % of (A+B+C2)	Number of Voting Rights held in each class of securities			Total as a % of Total Voting rights	No. of Underlying convertible securities (including Warrants)	Shareholding, as a % assuming full conversion of convertible securities (as a percentage of diluted share capital) as a % of A+B+C2	Number of Locked in shares		Number of Shares pledged or otherwise encumbered		Number of equity shares held in dematerialized form
								Class: Equity Shares	Class: NIL	Total				(a)	As a % of total Shares held (b)	(a)	As a % of total Shares held (b)	
(1)	(II)	(III)	(IV)	(V)	(VI)	(VII)	(VIII)	(IX)			(X)	(XI)=(VII)+(X)	(XII)	(XIII)	(XIV)			
(1) Custodian/DR Holder Name of DR Holder (if available)		0	0	0	0	0	0.00	0	0	0	0	0	0	0	0	0	0	0
(2) Employee Benefit Trust (under SEBI (Share based Regulations, 2014)		0	0	0	0	0	0.00	0	0	0	0	0	0	0	0	0	0	0
(a)																		
Total Non-Promoter- Non Public Shareholding (C)= (C1)+(C2)		0	0	0	0	0	0.00	0	0	0	0.00	0	0.00	0	0.00	0	0.00	0

For Sintercom India Ltd.



 Authorised Signatory

Table II - Statement showing shareholding pattern of the Promoter and Promoter Group

Category & Name of the Shareholders	PAN	No. of shareholder	No. of fully paid up equity shares held	Partly paid-up equity shares held	Nos. of shares underlying Depository Receipts	Total nos. shares held	Shareholding % as per SCRR, 1957 As a % of (A+B+C2)	Number of Voting Rights held in each class of securities			Total as a % of Total Voting rights	No. of Shares Underlying convertible securities (including Warrants)	Shareholding conversion of convertible securities (as a percentage of diluted share capital) as a % of A+B+C2	Number of Locked in shares	Number of Shares pledged or otherwise encumbered	Number of equity shares held in dematerialized form		
								Class: Equity Shares	Class: NIL	Total								
(1) Indian																		
(a) Individual/Hindu undivided Family																		
JIGNEESH RAVAL	AAQPS876D	7	1179037	0	0	1179037	4.87	1179037	0	1179037	4.87	0	4.87	1179037	100.00	0	0.00	1179037
YA G N E S H J T R I V E D I	ACDPT6896Q		115035	0	0	115035	4.61	115035	0	115035	4.61	0	4.61	115035	100.00	0	0.00	115035
JYOTI Y TRIVEDI	ACUPT2840B		18000	0	0	18000	0.07	18000	0	18000	0.07	0	0.07	18000	100.00	0	0.00	18000
KALUASH ABHAY NEVAGI	ABMPN5602Q		14000	0	0	14000	0.05	14000	0	14000	0.05	0	0.05	14000	100.00	0	0.00	14000
NITAI JIGNEESH RAVAL	AEMPR5361R		10001	0	0	10001	0.04	10001	0	10001	0.04	0	0.04	10001	100.00	0	0.00	10001
GHANSHYAM VASANTRAI RAVAL	AAYPH1464P		4000	0	0	4000	0.02	4000	0	4000	0.02	0	0.02	4000	100.00	0	0.00	4000
DHAIVAT JIGNEESH RAVAL	CSPR2400K		1	0	0	1	0.00	1	0	1	0.00	0	0.00	1	100.00	0	0.00	1
(b) Central Government/ State Government(s)																		
(c) Financial Institutions/ Banks																		
(d) Any Other (specify)																		
Sub-Total (A)(1)		7	1179037	0	0	1179037	4.87	1179037	0	1179037	4.87	0	4.87	1179037	100.00	0	0.00	1179037



For Sintercom India Ltd.

 Authorised Signatory

Table II - Statement showing shareholding pattern of the Public shareholder																
Category & Name of the Shareholders	PAN	No. of shareholder	No. of fully paid up equity shares held	Partly paid-up equity shares held	Nos. of shares underlying Depository Receipts	Total nos. shares held (VII)=(IV)+(V)+(VI)+(VII)	Shareholding % 1957 As a % of (A+B+C2) SCRR, calculate as per	Number of Voting Rights held in each class of securities			Total as a % of Total Voting rights	No. of Underlying Shares convertible securities (including Warrants)	Shareholding, as a % assuming full conversion of convertible securities (as a percentage of diluted share capital) as a % of A+B+C2	Number of Locked in shares (a) As a % of total Shares held (b)	Number of Shares pledged or otherwise encumbered (a) As a % of total Shares held (b)	Number of dematerialized equity shares held in
								Class: Equity Shares	Class: Nil	Total						
(1)	(II)	(III)	(IV)	(V)	(VI)	(VII)=(IV)+(V)+(VI)+(VII)	(VIII)	(IX)			(X)	(XI)=(VII)+(X)	(XII)	(XIII)	(XIV)	
(a) Mutual Funds/ Venture Capital Funds		0	0	0	0	0	0.00	0	0	0	0	0.00	0	0	0	
(b) Alternate Investment Funds IA DIVERSIFIED FUND Foreign Venture Capital Investors		3	528000	0	0	528000	2.18	0	0	0	0	2.18	0	0	0	
(c) Foreign Portfolio Investors INDIA MAX INVESTMENT FUND LIMITED	AABT5041G	0	298000	0	0	298000	1.23	0	0	0	0	1.23	0	0	0	
(d) Financial Institutions/ Banks Insurance Companies Provident Funds/ Pension Funds		0	0	0	0	0	0.00	0	0	0	0	0.00	0	0	0	
(e) Any Other (specify) Foreign Institutional Investors		1	974000	0	0	974000	4.02	0	0	0	0	4.02	0	0	0	
(f) RESONANCE OPPORTUNITIES FUND	AAFRCR4798A	1	974000	0	0	974000	4.02	0	0	0	0	4.02	0	0	0	
(g) Sub-Total (B)(1) Central Government/ State Government(s)/ President of India		9	2640000	0	0	2640000	10.91	0	0	0	0	10.91	0	0	0	
(h) Sub-Total (B)(2)		0	0	0	0	0	0.00	0	0	0	0	0.00	0	0	0	

For Sintercom India Ltd.


Authorised Signatory

(3)	Non-institutions																		
	Individuals																		
	i. Individual shareholders holding nominal share capital up to Rs. 2 lakhs.	1172	2776000	0	0	2776000	11.47	2776000	0	2776000	11.47	0	11.47	182000	6.56	NA		2776000	
(a)	ii. Individual shareholders holding nominal share capital in excess of Rs. 2 lakhs.	26	902000	0	0	902000	3.73	902000	0	902000	3.73	0	3.73	462000	51.22	NA		902000	
(b)	NBFCs registered with RBI	3	436000	0	0	436000	1.80	436000	0	436000	1.80	0	1.80	0	0.00	NA		436000	
	IIFL WEALTH FINANCE LIMITED		298000	0	0	298000	1.23	298000	0	298000	1.23	0	1.23	0	0.00	NA		298000	
(c)	Employee Trusts	0	0	0	0	0	0.00	0	0	0	0.00	0	0.00	0	0.00	NA		0	
	Overseas Depositories (holding Drs) (balancing figure)	0	0	0	0	0	0.00	0	0	0	0.00	0	0.00	0	0.00	NA		0	
(e)	Any Other (Specify)	11	1728000	0	0	1728000	7.14	1728000	0	1728000	7.14	0	7.14	1292000	74.77	NA		1728000	
1	Foreign Companies	0	0	0	0	0	0.00	0	0	0	0.00	0	0.00	0	0.00	NA		0	
2	Bodies Corporates	7	1010000	0	0	1010000	4.17	1010000	0	1010000	4.17	0	4.17	576000	57.03	NA		1010000	
	KIFS INTERNATIONAL LLP		576000	0	0	576000	2.38	576000	0	576000	2.38	0	2.38	576000	100.00	NA		576000	
	INNOVATE SECURITIES PVT. LTD.		334000	0	0	334000	1.38	334000	0	334000	1.38	0	1.38	0	0.00	NA		334000	
3	NRI's	4	718000	0	0	718000	2.97	718000	0	718000	2.97	0	2.97	718000	99.72	NA		718000	
	VIKAS SEHGAL		464000	0	0	464000	1.92	464000	0	464000	1.92	0	1.92	464000	100.00	NA		464000	
	Sub-Total (B)(3)	1212	5842000	0	0	5842000	24.14	5842000	0	5842000	24.14	0	24.14	1936000	33.14	NA		5842000	
	Total Public Shareholding (B) = (B)(1)+(B)(2)+(B)(3)	1221	8482000	0	0	8482000	35.05	8482000	0	8482000	35.05	0	35.05	3776000	44.52	NA		8482000	

For Sintercom India Ltd.

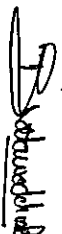
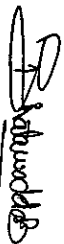

Authorised Signatory

Table IV - Statement showing shareholding pattern of the Non Promoter- Non Public shareholder

Category & Name of the Shareholders	PAN	No. of shareholder	No. of fully paid up equity shares held	Partly paid-up equity shares held	Nos. of shares underlying Depository Receipts	Total nos. shares held	Shareholding % calculated as per SCRR, 1957 As a % of (A+B+C2)	Number of Voting Rights held in each class of securities			Total as a % of Total Voting rights	No. of Shares Underlying convertible securities (including Warrants)	Shareholding, as a % assuming full conversion of convertible securities (as a percentage of diluted share capital) as a % of A+B+C2	Number of Locked in shares		Number of Shares pledged or otherwise encumbered		Number of equity shares held in dematerialized form
								Class: Equity Shares	Class: NIL	Total				(a)	As a % of total Shares held (b)	(a)	As a % of total Shares held (b)	
(1)	(II)	(III)	(IV)	(V)	(VI)	(VII)=(IV)+(V)+(VI)	(VIII)	(IX)			(X)	(XI)=(VII)+(X)	(XII)	(XIII)	(XIV)			
(a) Custodian/DR Holder (if available)			0	0	0	0	0.00	0	0	0	0.00	0	0.00	0	0.00	0	0.00	0
(2) Employee Benefit Trust (under SEBI (Share based Regulations, 2014)			0	0	0	0	0.00	0	0	0	0.00	0	0.00	0	0.00	0	0.00	0
(a) Total Non-Promoter- Non Public Shareholding (C)= (C1)+(C2)			0	0	0	0	0.00	0	0	0	0.00	0	0.00	0	0.00	0	0.00	0

For Sintercom India Ltd.



Authorised Signatory